





## *Design Themes & Palettes*

It is important for our designers to capture your wedding wishes while meeting budget and design expectations. Colors and details play a key role in creating energy and helping to set the tone for your special day! We hope the following wedding themes help you to express your design wishes so that we not only meet but exceed your décor expectations.





## Design Themes & Palettes






### *Classic / Romantic*

Designing with warmer undertones like ivory and soft golds with lots of candles and mood lighting, will help create a classic feel to your ballroom. Using glass vases and containers filled with a variety of flower options will help create a romantic setting that lasts long after your special day, leaving you with beautiful, lasting wedding memories. The changing seasons in fall and the beautiful shades of flowers, soft pink cherry blooms, fresh winter greens or the scent of a rose in summertime makes this theme a true year-round classic. Fresh flowers, detailing, stationery and guest favours are ways that invite your desired color into this palette.



## Design Themes & Palettes







### *Simplistic / Understated Elegance*

Crisp whites, clean lines, accented with pure white and green flowers will help create a modern, elegant and refined look and feel to your ballroom. Windows that offer lots of natural lighting are a beautiful platform to work from. This palette creates a fresh feel; it is simplistic, reflecting a clean look without any fuss.

Although simplistic, this type of décor requires careful attention when selecting linens and décor pieces as there is no room for cutting corners or errors. To create such understated elegance, it is best achieved when upgraded elements are incorporated.



## *Design Themes & Palettes*






### *Formal / Bold & Beautiful*

Designing in blacks, darker shades of blues and greys will certainly create a bold statement when first entering your ballroom. Adding mixed shades of colors or a punch of a single, strong color will create a statement of class and sophistication. It is recommended that when selecting this theme, the color palette be carried through when designing the head table, back drop and ceiling. For guests to experience the atmosphere you wish to create, you will want to avoid making design choices that create a distinction between your guest tables and feature tables. For those looking to create a dramatic effect, mood lighting through up-lights and colored films will help create a lounge / cocktail type vibe.



## Design Themes & Palettes





### *Playful / Cheerful*

Crisp whites and sunny shades of brighter colors will ultimately create a playful and youthful atmosphere to your room. Flowers carry energy, designing with Gerbera Daisies, sunflowers, wild field flowers and smaller blooms and stems will play a key role in creating this vision. This theme choice is for those who are not afraid of color. Mixed shades of bright primary colors with creative details will reflect one's playful personality perfectly.



## Design Themes & Palettes

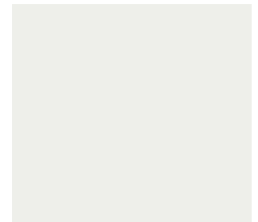



### *Rustic / Natural*

Mother Nature at her best! A rustic or natural wedding theme is for those wishing to create a casual, more relaxed atmosphere. Playing on Mother Nature's beauty by bringing the outdoors inside. Succulents, wood stumps, twigs, mixed greens, moss and burlap will help you get a jump-start in creating a rustic look and feel to your room. For a shabby chic play on this theme, try mixing in crystal chandeliers and lace. If you are looking to bring your Rustic theme to a whole other level, you may want to explore seating your guests at 10' long cedar tables, with vineyard chairs and a wide array of random heights and sizes of candles and greenery. Wine barrels, signage made on pallets, lighting, and naked wedding cakes are just a few wonderful ways to carry this theme through. Visit [www.beholdenevents.com](http://www.beholdenevents.com) to see a sample of these products when combined with our décor.



## Design Themes & Palettes







### *Vintage / Garden*

This theme is best achieved when mix-and-matching between old and new elements. Candelabras with hanging jewels, brushed gold or silver dishware, mason jars with lace and runners help set the tone. Get creative, welcome your guests into your ballroom with wagons, ladders or vintage pieces filled with garden flowers. Accent your tables by filling a variety of different teacups with flowers and display your treats on 3 tier cake stands.



## Design Themes & Palettes



### *Glitz & Glam*

There is a little sparkle in every girl! Glitz and Glam is the perfect wedding theme for those looking to impress! This theme is best showcased when designing with whites, clear jewels and gold or silver accents. From custom table linens that drape to the floor in silver, rose gold or champagne sequins, to hanging jewels, glass luminaries and rhinestone accents, this theme is a showstopper! Imagine your guest tables with full mirror coverage, ghost chairs, clear silver charger plates, tall glass vases or willow branches, draped in jewels with white flowers.